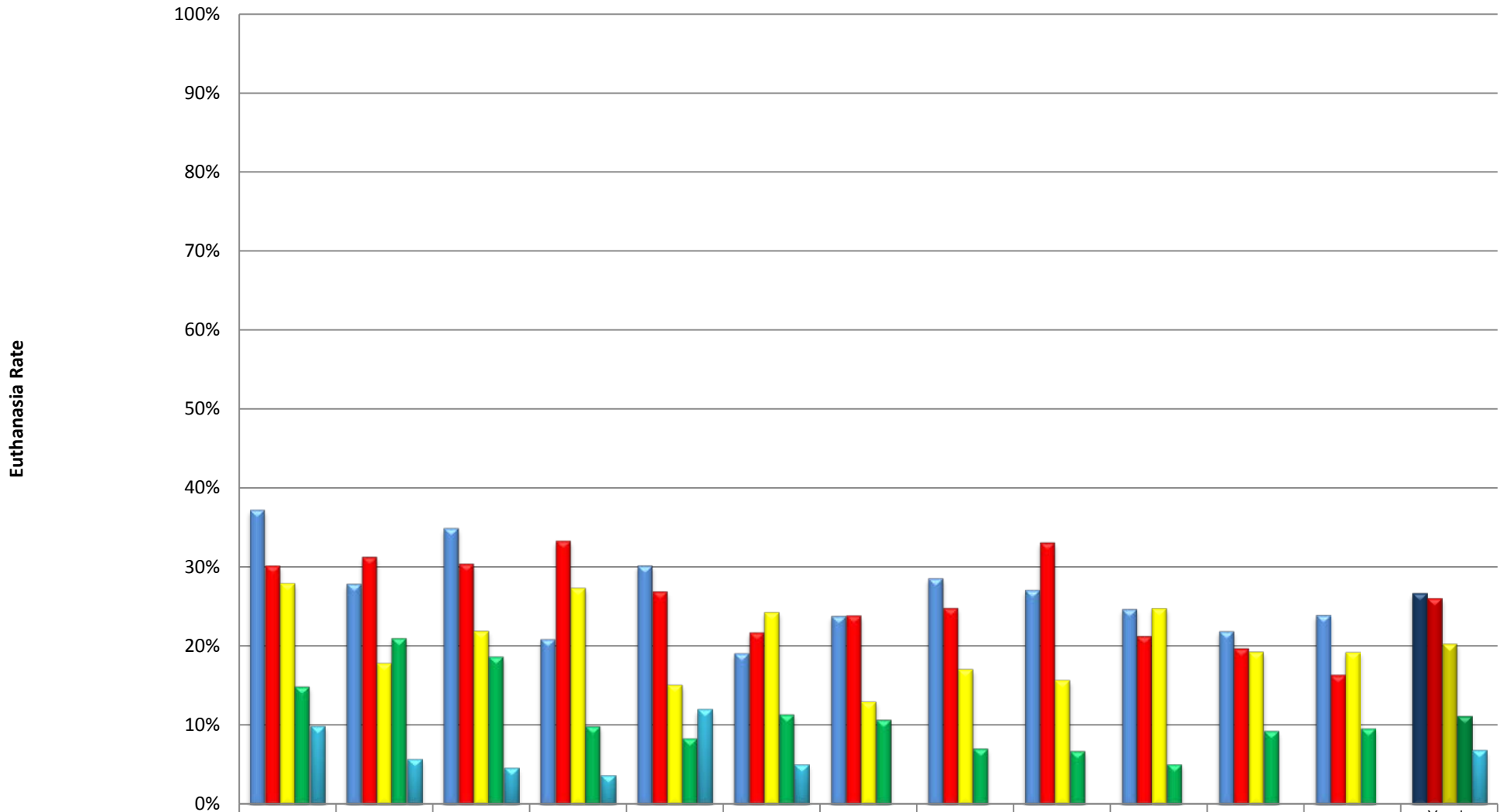


YCAS Dog Euthanasia Rates

Fiscal Year 2009-2010 through December 2013

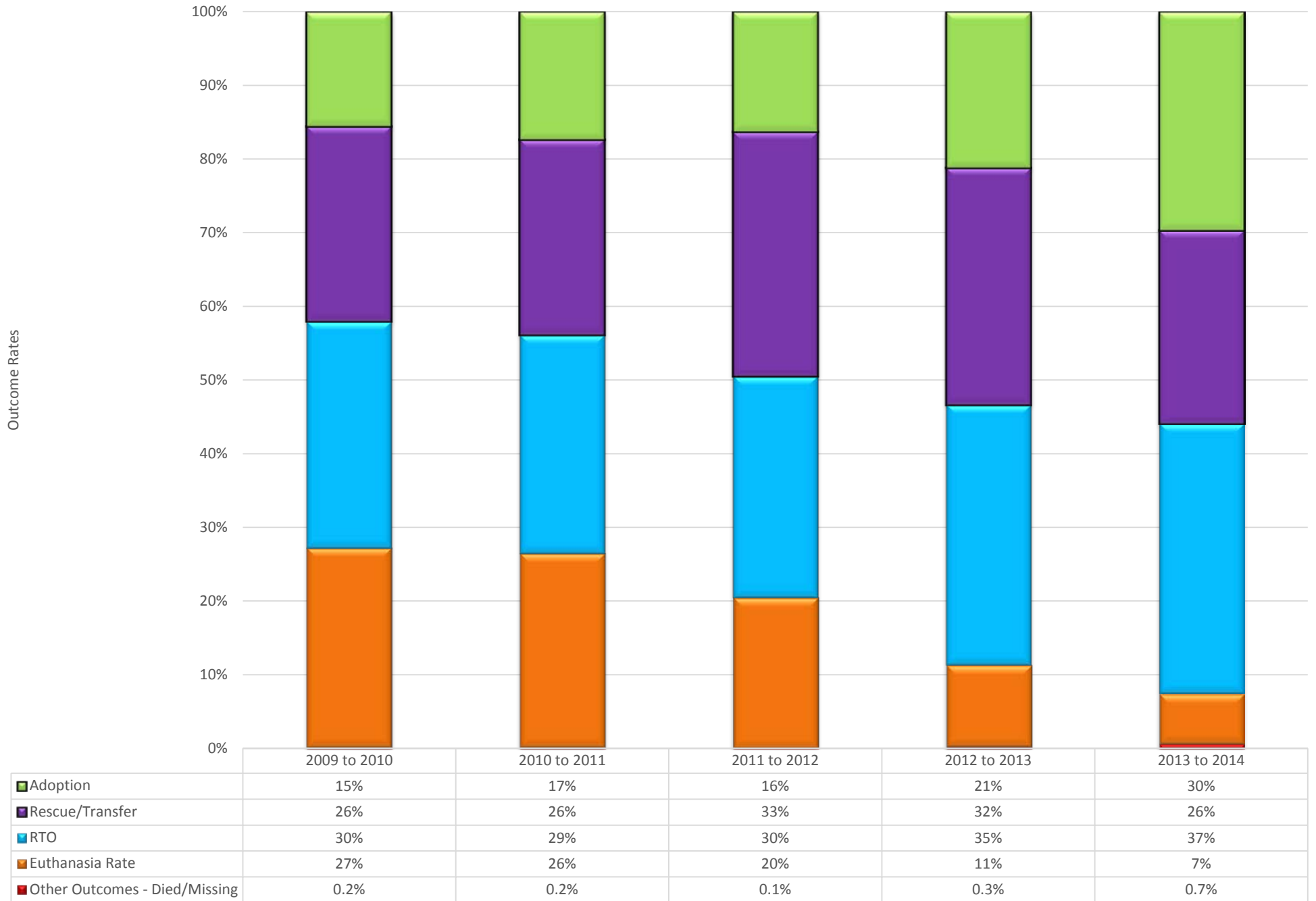
(Not including Owner Euthanasia Request Dogs)



	July	August	September	October	November	December	January	February	March	April	May	June	Year's Average
■ Dog Euthanasia 2009 to 2010	37%	28%	35%	21%	30%	19%	24%	29%	27%	25%	22%	24%	27%
■ Dog Euthanasia 2010 to 2011	30%	31%	30%	33%	27%	22%	24%	25%	33%	21%	20%	16%	26%
■ Dog Euthanasia 2011 to 2012	28%	18%	22%	27%	15%	24%	13%	17%	16%	25%	19%	19%	20%
■ Dog Euthanasia 2012 to 2013	15%	21%	19%	10%	8%	11%	11%	7%	7%	5%	9%	10%	11%
■ Dog Euthanasia 2013 to 2014	10%	6%	5%	4%	12%	5%	0%	0%	0%	0%	0%	0%	7%

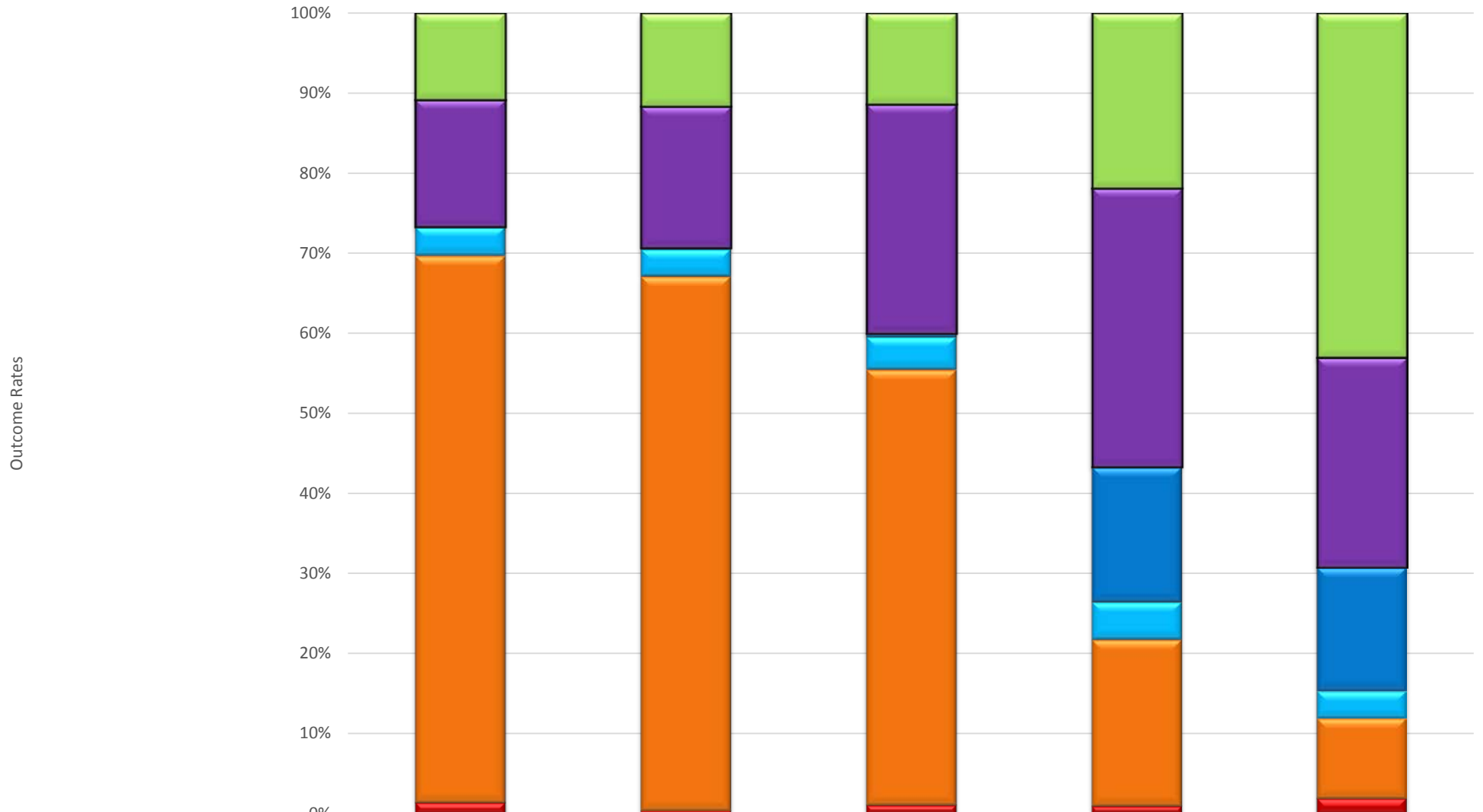
YCAS Dog Outcomes Yearly Comparison

Fiscal Years 2009-2010 through December 31, 2013



YCAS Cat Outcomes Yearly Comparison

Fiscal Years 2009-2010 through December 31, 2013



	2009 to 2010	2010 to 2011	2011 to 2012	2012 to 2013	2013 to 2014
Adoption Rate	11%	12%	11%	22%	43%
Rescue/Transfer Rate	16%	18%	29%	35%	26%
Release/Relocate Rate - non-YCC Request	0%	0%	0%	17%	15%
RTO Rate	4%	3%	4%	5%	3%
Euthanasia Rate	68%	66%	54%	21%	10%
Rate of Other Outcomes - Died/Missing	1.4%	0.4%	1.1%	1.0%	1.9%